
CS680: Rendering Equation

Sung-Eui Yoon
(윤성익)

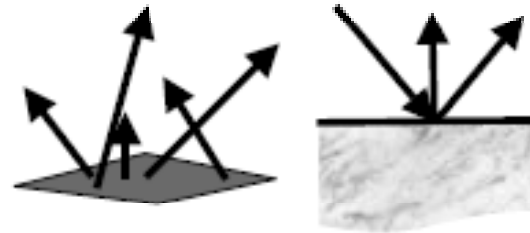
Course URL:
<http://jupiter.kaist.ac.kr/~sungeui/SGA/>

KAIST



Light and Material Interactions

- Physics of light
- Radiometry
- Material properties
- **Rendering equation**



From kavita's slides

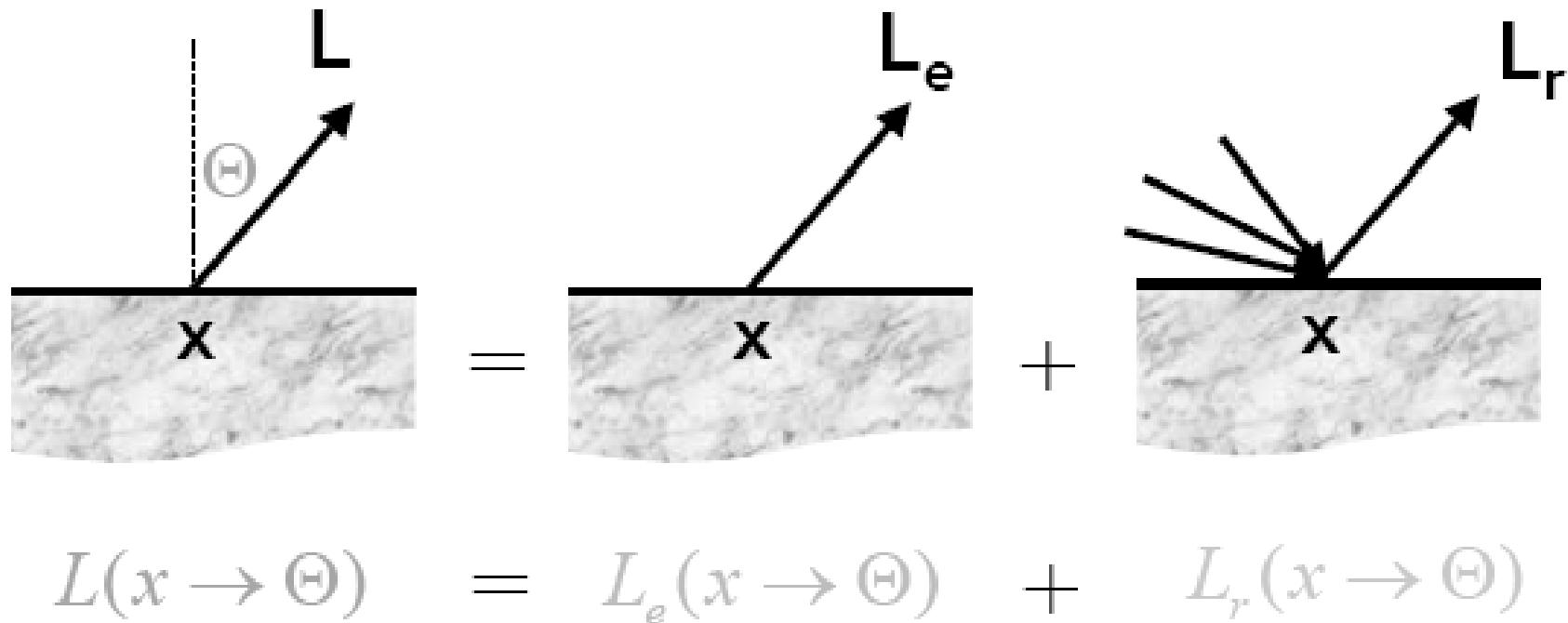
Light Transport

- **Goal**
 - Describe steady-state radiance distribution in scene
- **Assumption**
 - Geometric optics
 - Achieves steady state instantaneously

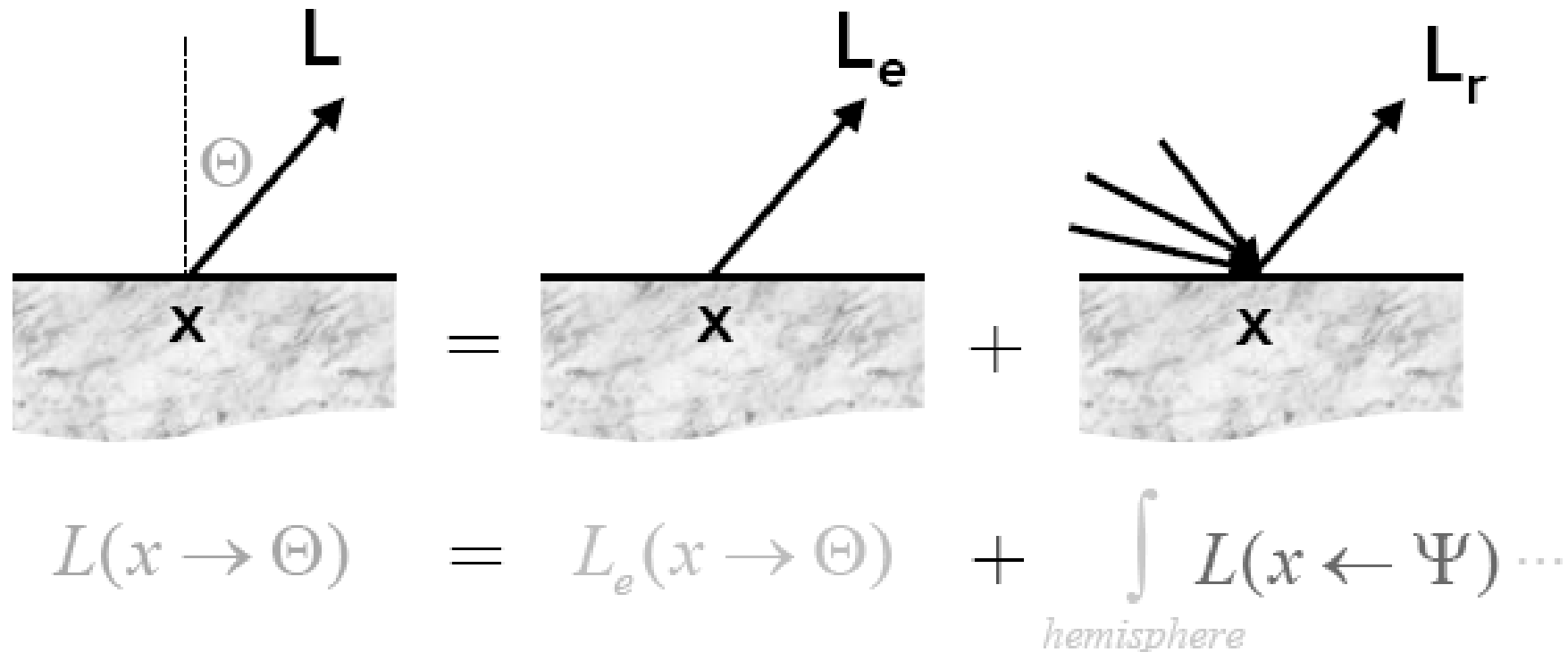
Rendering Equation

- Describes energy transport in scene
- Input
 - Light sources
 - Surface geometry
 - Reflectance characteristics of surfaces
- Output
 - Value of radiances at all surface points in all directions

Rendering Equation



Rendering Equation



$$L(x \rightarrow \Theta) = L_e(x \rightarrow \Theta) + \int_{\text{hemisphere}} L(x \leftarrow \Psi) \dots$$

Rendering Equation

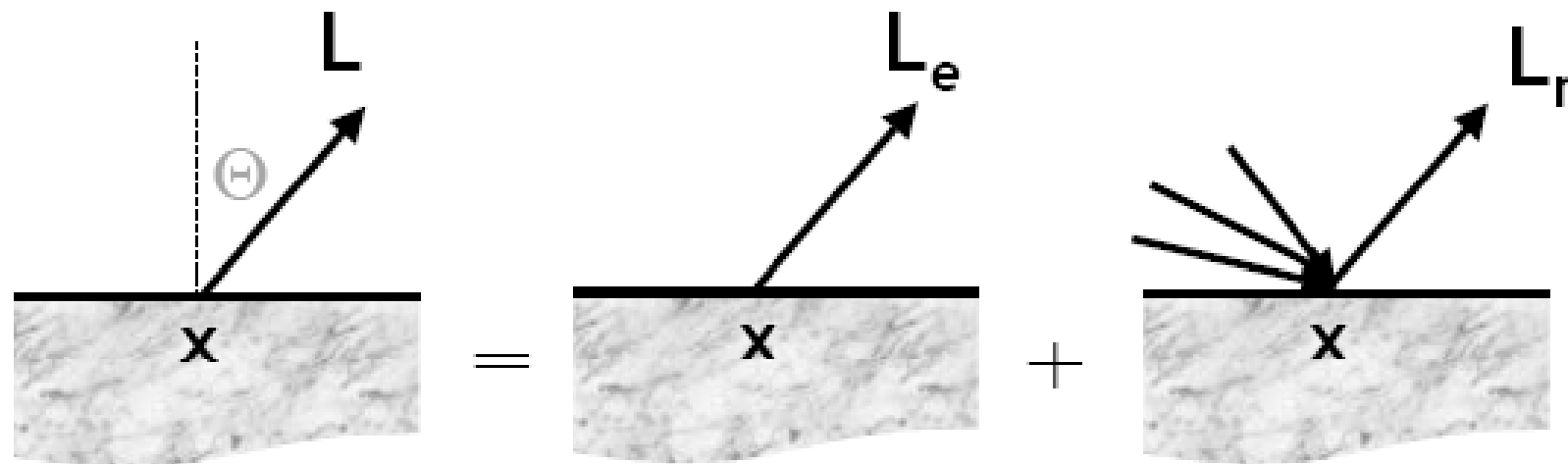
$$f_r(x, \Psi \leftrightarrow \Theta) = \frac{dL(x \rightarrow \Theta)}{dE(x \leftarrow \Psi)}$$

$$dL(x \rightarrow \Theta) = f_r(x, \Psi \leftrightarrow \Theta) dE(x \leftarrow \Psi)$$

$$dL(x \rightarrow \Theta) = f_r(x, \Psi \leftrightarrow \Theta) L(x \leftarrow \Psi) \cos(N_x, \Psi) d\omega_\Psi$$

$$L_r(x \rightarrow \Theta) = \int_{\text{hemisphere}} f_r(x, \Psi \leftrightarrow \Theta) L(x \leftarrow \Psi) \cos(N_x, \Psi) d\omega_\Psi$$

Rendering Equation




$$L(x \rightarrow \Theta) = L_e(x \rightarrow \Theta) + \int_{\text{hemisphere}} L(x \leftarrow \Psi) f_r(x, \Psi \leftrightarrow \Theta) \cos(\mathbf{N}_x, \Psi) d\omega_\Psi$$

- Applicable for each wavelength




Rendering Equation



$$\underline{L(x \rightarrow \Theta)} = L_e(x \rightarrow \Theta) +$$

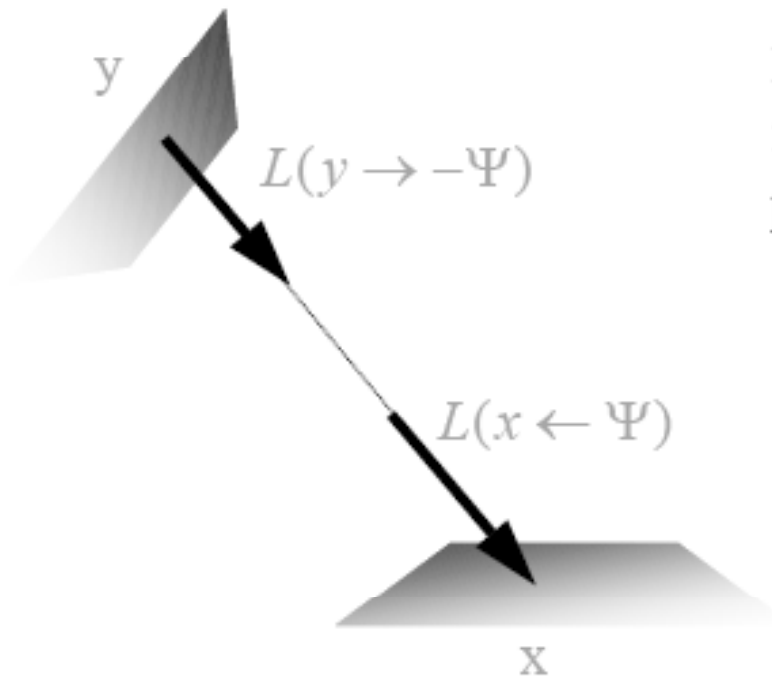
$$\int_{\text{hemisphere}} L(x \leftarrow \Psi) f_r(x, \Psi \leftrightarrow \Theta) \cos(\mathbf{N}_x, \Psi) d\omega_\Psi$$

incoming radiance



Rendering Equation: Area Formulation

$$L(x \rightarrow \Theta) = L_e(x \rightarrow \Theta) + \int_{\Omega_x} f_r(\Psi \leftrightarrow \Theta) \cdot L(x \leftarrow \Psi) \cdot \cos \theta_x \cdot d\omega_\Psi$$



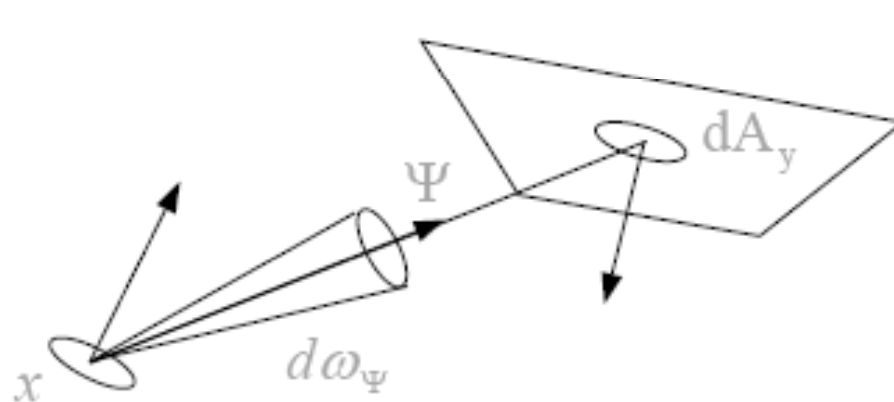
Ray-casting function: what is the nearest visible surface point seen from x in direction Ψ ?

$$y = vp(x, \Psi)$$

$$L(x \leftarrow \Psi) = L(vp(x, \Psi) \rightarrow -\Psi)$$

Rendering Equation

$$L(x \rightarrow \Theta) = L_e(x \rightarrow \Theta) + \int_{\Omega_x} f_r(\Psi \leftrightarrow \Theta) \cdot L(x \leftarrow \Psi) \cdot \cos \theta_x \cdot d\omega_\Psi$$



$$y = vp(x, \Psi)$$

$$L(x \leftarrow \Psi) = L(vp(x, \Psi) \rightarrow -\Psi)$$

$$d\omega_\Psi = \frac{dA_y \cos \theta_y}{r_{xy}^2}$$

Rendering Equation: Visible Surfaces

$$L(x \rightarrow \Theta) = L_e(x \rightarrow \Theta) + \int_{\Omega_x} f_r(\Psi \leftrightarrow \Theta) \cdot L(x \leftarrow \Psi) \cdot \cos \theta_x \cdot d\omega_\Psi$$

Coordinate transform \downarrow

$$L(x \rightarrow \Theta) = L_e(x \rightarrow \Theta) + \int_{\substack{y \text{ on} \\ \text{all surfaces}}} f_r(\Psi \leftrightarrow \Theta) \cdot L(y \rightarrow -\Psi) \cos \theta_x \cdot \frac{\cos \theta_y}{r_{xy}^2} \cdot dA_y$$

Integration domain = visible surface points y

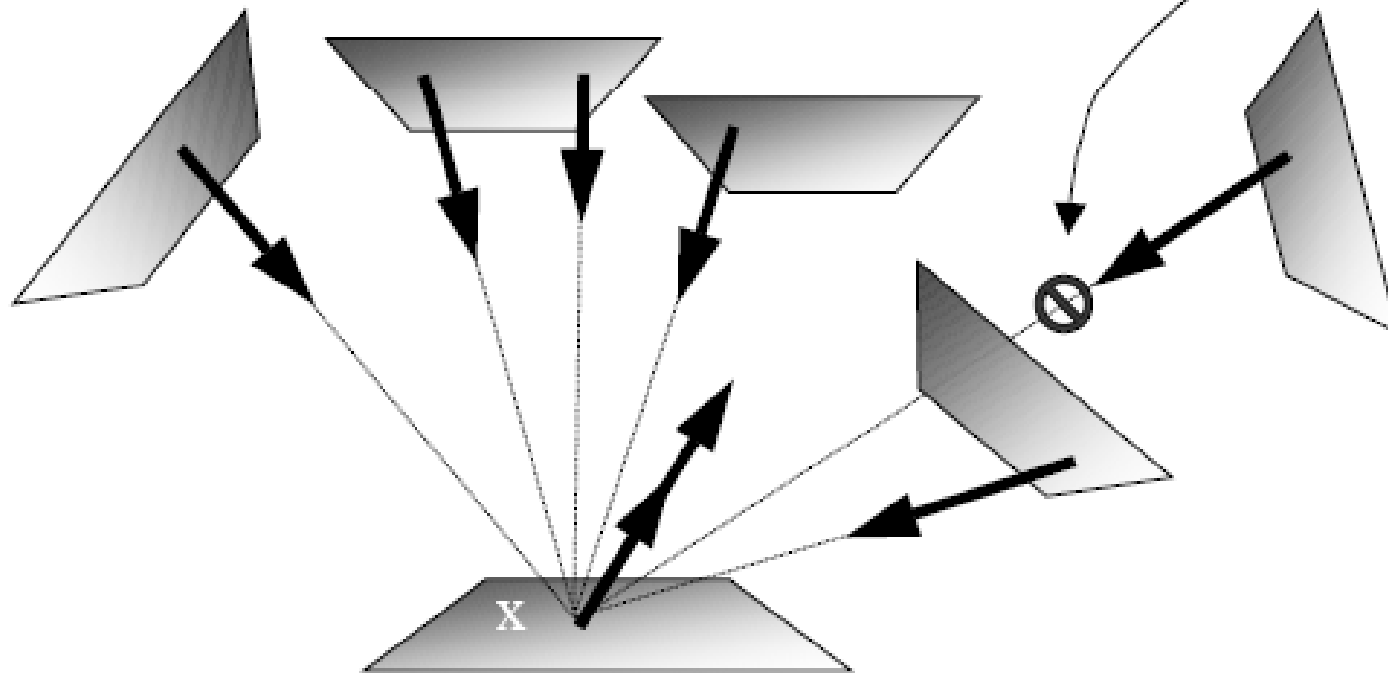
$y = vp(x, \Psi)$

- Integration domain extended to ALL surface points by including visibility function



Rendering Equation: All Surfaces

$$L(x \rightarrow \Theta) = L_e(\dots) + \int_A f_r(\dots) \cdot L(y \rightarrow -\Psi) \cdot \frac{\cos \theta_x \cdot \cos \theta_y}{r_{xy}^2} \cdot V(x, y) dA_y$$



© Kavita Bala, Computer Science, Cornell University

Two Forms of the Rendering Equation

- Hemisphere integration

$$L(x \rightarrow \Theta) = L_e(x \rightarrow \Theta) + \int_{\Omega_x} f_r(\Psi \leftrightarrow \Theta) \cdot L(x \leftarrow \Psi) \cdot \cos \theta_x \cdot d\omega_\Psi$$

- Area integration

$$L(x \rightarrow \Theta) = L_e(x \rightarrow \Theta) + \int_A f_r(\Psi \leftrightarrow \Theta) \cdot L(y \rightarrow -\Psi) \cdot \frac{\cos \theta_x \cdot \cos \theta_y}{r_{xy}^2} \cdot V(x, y) \cdot dA_y$$

Summary

- **Geometric optics**
- **Radiometry**
- **Rendering equation**
 - **Mathematical formulation that global illumination algorithms must solve**

Next Time

- Monte Carlo ray tracing

One-on-One Meetings

- **Start from next week**
 - Right after the class
- **Discuss the scope of your project and feasibility of your idea**

Announcements

- **2 papers for each student**
 - Choose 4 papers from the paper list
 - Send them (titles of 4 papers) to TA (Bochang Moon) by Oct-11 (Mon)
 - Look at videos and talk files (captured talk video or presentation files)

- **Schedule of student presentations**
 - Will be decided on Oct-12 (Tue)
 - Presentations will start after the mid-term

Exams

- **Consists of two parts**
 - Review of materials that I lectured (Oct – 21)
 - Review of materials that each student lectured (Dec-16)
- **Each student will make two simple questions for the final-term exam**
 - Questions should be about the core concepts of their presentations
 - Provide answers to the TA

Project Presentations

- Mid
 - Nov-18 (Thu.)
- Final
 - Dec-2 (Tue.)
 - Can be adjusted